

### INTRODUCTION

The C42 Series is a 4/8 port 10/100/1000BaseT bt PoE Switches capable of feeding 90W (54V max.per port) power to power over Ethernet (PoE) devices. It comes with 2xGbE RJ45 or 2xGbE RJ45 + 2xGbE SFP port. The switch is capable of a total of 360/720 Watts power budget.

### PACKAGE CONTENTS

* 1x PoE switch	* 1x Quick Installation Guide
* 2x rack mount ears	* 1x power cord (type by the shipped-to area)

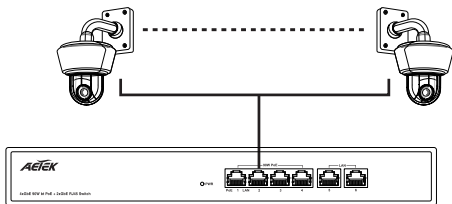
### ⚠ IMPORTANT :

1. Install the PoE switch in a ventilated and dry place that is free of electromagnetic source, vibration, moisture, and dust.
2. Make sure the ventilation openings on the switch are not blocked.
3. Use CAT5 or 6 UTP/STP cables.
4. AC input (100~240V/AC, 50~60Hz), for a max. consumption of 360W/720W.

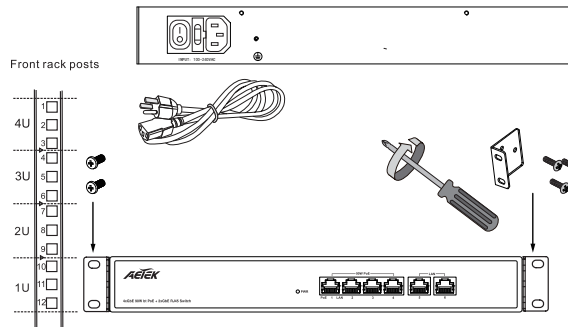
### CONNECTION

#### C42-042-91-380 CONNECTION

##### Front Panel

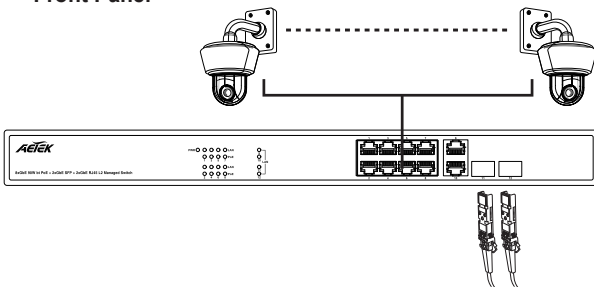


##### Rear Panel

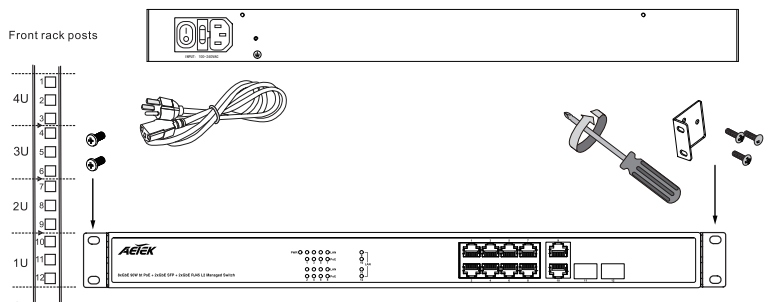


#### C42-084-91-770 CONNECTION

##### Front Panel



##### Rear Panel



### ⚠ IMPORTANT

The switch already comes with lightning protection mechanism. You should always ground the switch through the PE (Protecting Earth) cable of AC cord or with ground cable. Not grounding the power may cause the power input to damage the unit.

### LED DEFINITIONS

LED	Color	State	Description
Power	Green	ON	The switch is powered on correctly.
		Off	Power is off.
PoE	Amber	ON	PD is detected on the designated port.
		Off	No PD is detected.
LAN	Green	ON	Tx link is detected.
		Off	Link is not detected.
		Flashing	Data is being transmitted or received.